



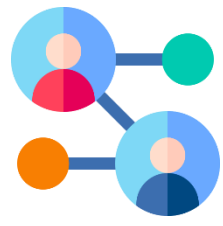
Co-funded by the
Erasmus+ Programme
of the European Union 

WHAT IS H5P?



Create

Richer HTML5 Content
in Existing Publishing
Platforms



Share

Content Seamlessly
Across Any H5P
Capable Site



Reuse

Content accessed directly
from the browser
at any time


INCLUDEME

621547-EPP-1-2020-1-RO-EPPA3-IPI-SOC-IN

Funded by the European Union. Views and opinions expressed are however those of the author(s) only and do not necessarily reflect those of the European Union or the European Education and Culture Executive Agency (EACEA). Neither the European Union nor EACEA can be held responsible for them.

HOW TO CREATE AN ACTIVITY!

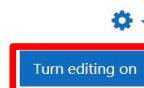
1. Access mdl.includeme-project.eu and login into the Moodle platform using the credentials provided.
2. Click on the dedicated section.
3. Select an available course.



4. Click on “Turn editing on” button to activate the editing mode of the platform.

Examples

Home / My courses / examples-en



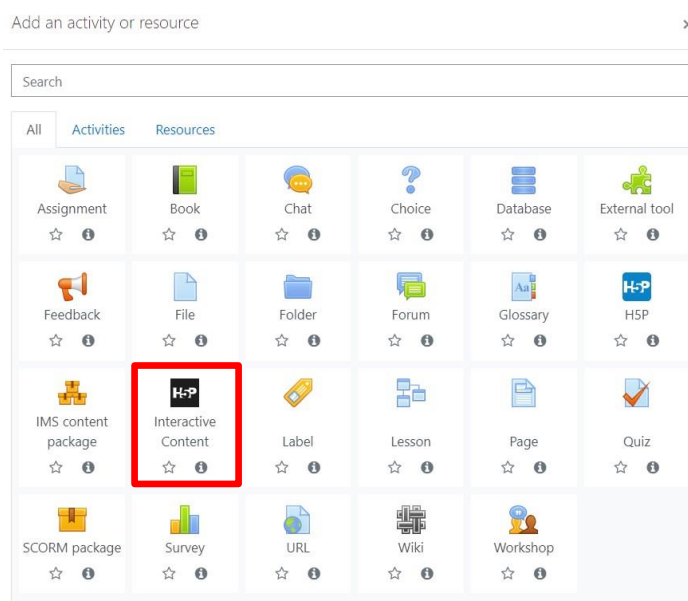
5. Click on “Add an activity or resource” button to open the H5P option.

Examples

Home / Courses / ATS / examples-en



6. Click on “Interactive content” option to open the H5P templates.

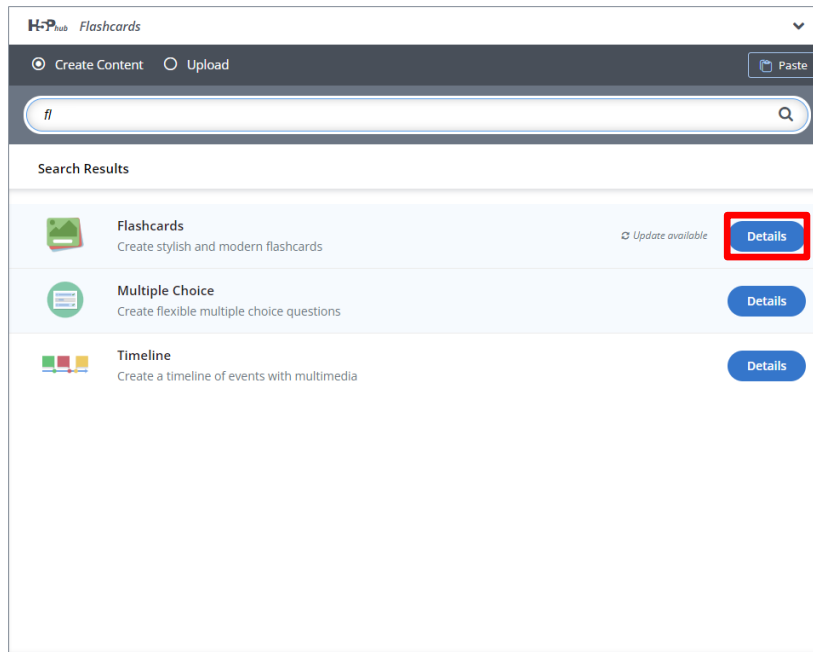


INCLUDEME

621547-EPP-1-2020-1-RO-EPPA3-IPI-SOC-IN

Funded by the European Union. Views and opinions expressed are however those of the author(s) only and do not necessarily reflect those of the European Union or the European Education and Culture Executive Agency (EACEA). Neither the European Union nor EACEA can be held responsible for them.

7. Scroll into the H5P list and click on the title of the template (e.g. Flashcards) to open the editing form.



8. Fill in the form of the selected template and click on “Save and display” button to view and test the activity.



INCLUDEME

621547-EPP-1-2020-1-RO-EPPA3-IPI-SOC-IN

Funded by the European Union. Views and opinions expressed are however those of the author(s) only and do not necessarily reflect those of the European Union or the European Education and Culture Executive Agency (EACEA). Neither the European Union nor EACEA can be held responsible for them.

FLASHCARDS TEMPLATE



The Flashcards template allows authors to create activities for memorizing words, expressions or sentences. The learners have to type a word or expression corresponding to the picture, before turning the card over and revealing the correct answer.



[Check the tutorial](#)

[Check the H5P Example](#)

[Check ATS Example](#)

Tips

- If you want to offer tips to the learners regarding a question, click on the Tip section and fill in the field Tip text.
- Always have activated the option Require user input before the solution can be viewed.
- If you want the answer provided by the learner to be the same as the one you provided in the template, activate the Case sensitive option.

INCLUDEME

621547-EPP-1-2020-1-RO-EPPA3-IPI-SOC-IN

Funded by the European Union. Views and opinions expressed are however those of the author(s) only and do not necessarily reflect those of the European Union or the European Education and Culture Executive Agency (EACEA). Neither the European Union nor EACEA can be held responsible for them.